

Wilton Manors

2010 U.S. Census Summary Presentation

Presented by the Community Development Services Department
March 2012

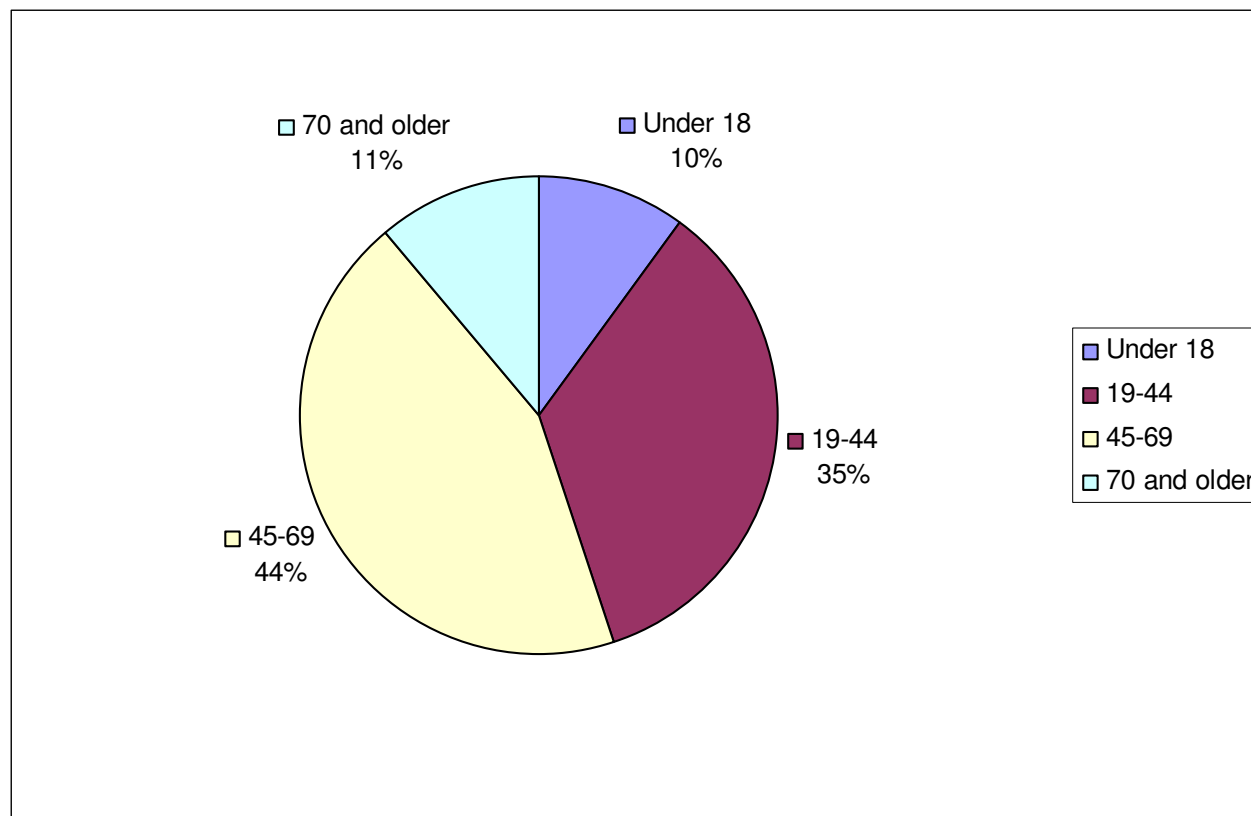


City of Wilton Manors
Community Development Services Department

All information is provided by the U.S. Census Bureau and based on the 2010 Census.

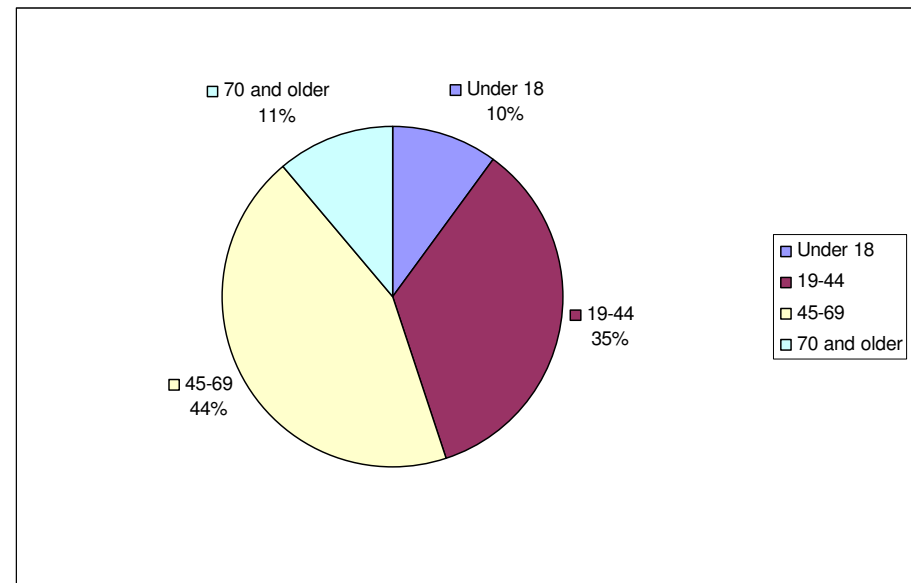
Wilton Manors by the Numbers

- Total Population – 11,632

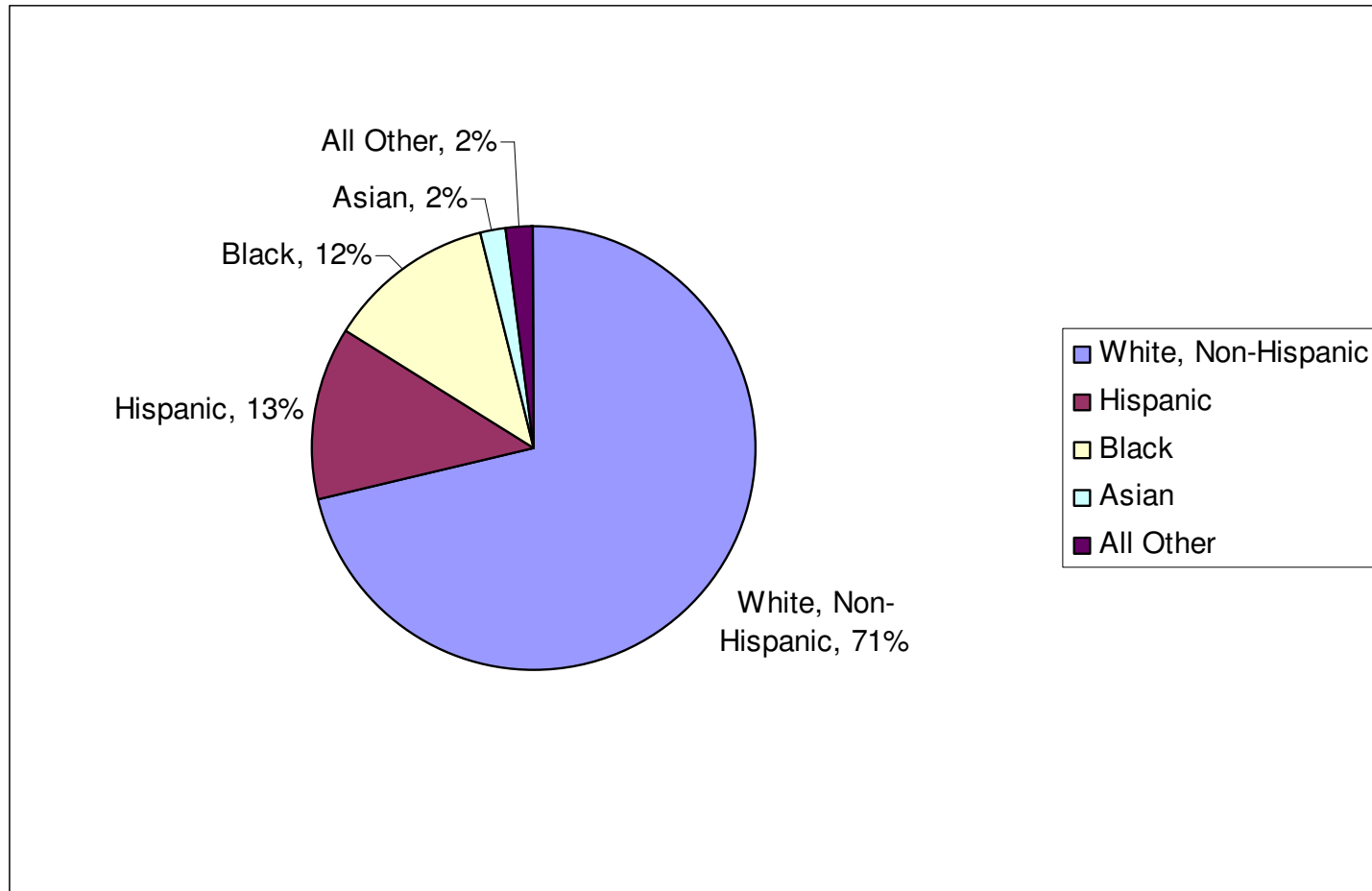


Wilton Manors by the Numbers

- Total change in population since 2000: -8.4%
 - 7% decrease was in population under 18.
- 74% of population lived in same house over 1 year ago.

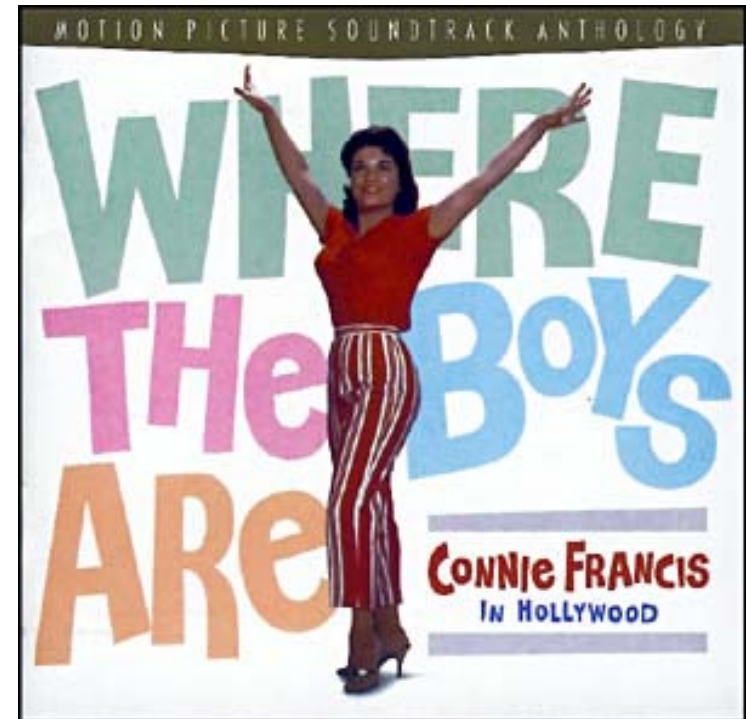


Race



Who are we?

- 63% Males
 - 2,004 are males living alone (5% or 307 are over 65 years old)
- 37% Female
 - 976 are females living alone (6% or 396 are over 65 years old)
- 17% of the population is foreign born
- 89% high school graduates (Florida 85%)
- 35% Bachelor degree or higher (Florida 26%)



Family Households & NonFamily Households (People)

- 6,235 Total Households
- Family households are defined as a household that consists of a householder and one or more other people related to the householder by birth, marriage or adoption.
 - They do not include same-sex married couple even if the marriage was performed in a state issuing marriage certificates for same-sex couples.
 - Same-sex couple households are included in the family households category if there is at least one additional person related to the householder by birth or adoption.
 - 28% Family Households
- Same-sex couple households with no relatives of the householder present are tabulated in **nonfamily households**.
 - “Nonfamily households” consist of people living alone and households which do not have any members related to the householder.
 - 72% Non Family Households (4,491 households)



Sexual Orientation

- The Census does not collect information on sexual orientation.
- Wilton Manors has 140 same-sex couples per 1,000 households*
 - Approximately 1,500 same-sex couples
 - Florida 8.8 couples per 1,000 households



*The Williams Institute



Family Households & NonFamily Households (People)

- 6,235 Total Households
 - 21% (1,314) of households have individuals over 65 years old.
 - 14% Same-sex households.
 - 10% Households reporting a non same-sex spouse.



Housing Units (Places)

- 7,162 Housing Units
- 5,944 Persons per Square mile
- 53% of population owns their home
- 54% of the City's Housing Units are in multi-unit structures.
- Median value of owner-occupied housing units \$340,200
 - Average home price in Wilton Manors is \$215,548



Income



- Median Household Income (divided in half) \$49,991
 - Better indicator
- Mean Household Income (statistical average) \$74,673
- Income per capita \$38,835
- 10% of population is below the poverty level (Florida 14%)

